


### Type MST



### Time Lag Radial Lead Micro Fuse Series



#### Approvals

VDE	40mA~6.3A
TUV	8A / 10A
CSA Acceptance	40mA~6.3A
UL Recognized	40mA~6.3A
PSE	1A~10A
SEMKO	40mA~4A
CCC	40mA~6.3A
KTL	40mA~6.3A

#### Electrical Characteristics

Rated Current	1.5In		2.1In		2.75In		4 In		10 In	
	MIN	MAX	MIN	MAX	MIN	MAX	MIN	MAX	MIN	MAX
40mA~5A	60	2	400	10	150	3	20	150		
	min	min	ms	sec	ms	sec	ms	ms		
6.3 A~10A	60	2	400	10	150	3	15	150		
	min	min	ms	sec	ms	sec	ms	ms		

#### Interrupting Ratings

35 amperes or 10 x rated current; whichever is greater at 250V AC.

#### Environmental Specification

##### Operating Temperature

-55°C to +125°C

##### Shock

MIL-STD-202, Method 213, Condition 1 (Saw tooth)

##### Vibration

MIL-STD-202, Method 201(10-55 Hz x 3axis/no load)

##### Salt Spray

MIL-STD-202, Method 101, Test Condition B (48Hrs)

##### Insulation Resistance

MIL-STD-202, Method 302, Test Condition A (After Opening) 10,000 ohms minimum

##### Resistance to Solder Heat

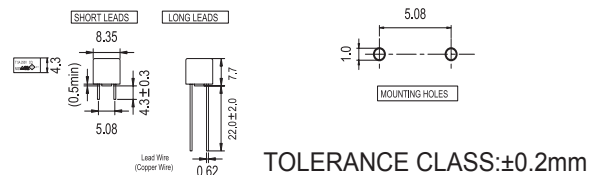
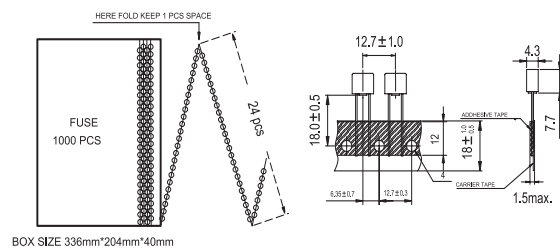
MIL-STD-202, Method 210, Test Condition F (10sec, at 260°C)

##### Thermal Shock:

MIL-STD-202, Method 107, Test Condition B (-65°C to +125°C)

Cartridge Catalog Number	Ampere Rating [In]	Voltage Rating (V)	Nominal Resistance Cold Ohms	Voltage Drop (mv)MAX	Nominal Melting I <sup>2</sup> t A <sup>2</sup> Sec
MST .040	40 mA	250V	10.1000	600	0.016000
MST .050	50 mA		6.8470	550	0.020000
MST .063	63 mA		4.6550	500	0.027700
MST .080	80 mA		3.5000	400	0.030000
MST .100	100 mA		2.1170	350	0.040000
MST .125	125 mA		1.4377	300	0.080000
MST .160	160 mA		1.2458	250	0.150000
MST .200	200 mA		0.8240	250	0.260000
MST .250	250 mA		0.5830	220	0.470000
MST .315	315 mA		0.4060	200	0.770000
MST .400	400 mA	0.2685	180	1.200000	
MST .500	500 mA	0.1928	170	1.950000	
MST .630	630 mA	0.1322	160	3.100000	
MST .800	800 mA	0.0890	150	5.100000	
MST 001	1 A	0.0650	140	7.800000	
MST 1.25	1.25 A	0.0500	130	12.500000	
MST 1.60	1.6 A	0.0370	120	20.000000	
MST 002	2 A	0.0300	100	32.000000	
MST 2.50	2.5 A	0.0230	100	49.000000	
MST 3.15	3.15 A	0.0170	100	78.000000	
MST 004	4 A	0.0120	100	126.000000	
MST 005	5 A	0.0091	100	198.500000	
MST 6.30	6.3 A	0.0071	100	315.000000	
MST 008	8 A	0.0053	100	659.200000	
MST 0010	10 A	0.0030	100	740.000000	

#### Mechanical Dimensions



#### Physical Specification

##### Materials

Base and Cap: Black thermoplastic, UL 94-V0  
Round Pins: Copper, Tin-plated

##### Packaging

- In bulk: 1,000 pcs per box.
- On Tap: Ammo pack, 1,000 pcs box